



FINAC
FINancial management,
Accounting & Controlling
in public administration



Co-funded by the
Erasmus+ Programme
of the European Union

“FINancial management, Accounting and Controlling for capacity building of
public administration” (FINAC)

Study visit FINAC Meeting, Split, Croatia – June, 2017¹

¹The European Commission support for the production of this publication does not constitute an endorsement of the contents which reflects the views only of the authors, and the Commission cannot be held responsible for any use which may be made of the information contained therein.

Contents

1. Rationale.....	3
2. Event evaluation – Study visit FINAC Meeting in Split, Croatia.....	3
3. Event evaluation results	4
3.1. Quality of the organization.....	4
3.2. Quality of presentations.....	4
3.3. Quality of the objectives	6
3.4. Tasks and activities.....	7
3.5. Overall satisfaction	8
4. Summary.....	9
Annex 1 Event attendance list.....	10
Annex 2. Evaluation form	11

1. Rationale

According to the *ERASMUS+* project application and proposed *Quality Control and Monitoring Plan* adopted at the Study visit FINAC Meeting, held on June 19-21, 2017 in Split, Croatia, the University of Split, as the Lead Partner for the Work Package 6 – Quality Control, has performed internal evaluation of the Study visit FINAC Meeting as an activity in the process of assuring and improving the quality of *the FINAC* project. This report summarizes the findings of the event evaluation.

According to the *Quality Control and Monitoring Plan*, internal evaluation was applied on two main aspects of the project: (1) event evaluation and (2) project evaluation. After this event all participants were requested to fill in the form answering a set of questions related to that event different dimensions of realization. In this moment, according to the project timeline, event evaluation is performed on the bases of feedback from representatives of the partner institutions provided in the evaluation form fulfilled.

2. Event evaluation – Study visit FINAC Meeting in Split, Croatia

This project, as it is usual started with Study visit FINAC Meeting, where all project partners were present. Event evaluation is based on evaluation form fulfilled by attendees of the events. Evaluation is based on the perception of participants and is subject to personal assessments. The forms were collected by the University of Belgrade, Faculty of Organization Sciences (hereinafter, project leader UNIBG-FON).

After collection of the evaluation forms, project leader UNIBG-FON archived original forms in digital format, and send it to University of Split, Faculty of Economics (hereinafter, UNIST-EF) project partner responsible for Quality Control WP6. UNIST-EF develop data base which contains systematized data related to the participants marks, comments and suggestions. Data base was established and archived at UNIST-EF in order to produce evaluative report, and copy was delivered to the UNIBG-FON with the aim to assure project leader to have all collected data in data basis. For this time evaluation was collected through the hard copy survey, while project partners agree to use on-line event evaluation form for the forthcoming events.

Even though the questionnaire is a short one it covers different dimensions of realization related to the event: *Organization, Presentations, Objectives, Tasks and activities, Overall satisfaction, and Other relevant issues.*

Furthermore, partners agree that previously mentioned questions represent essential part of each event evaluation, some additional questions may be added for the future events, in line with event agenda and the development of the project.

TABLE 1 EVENT DETAILS

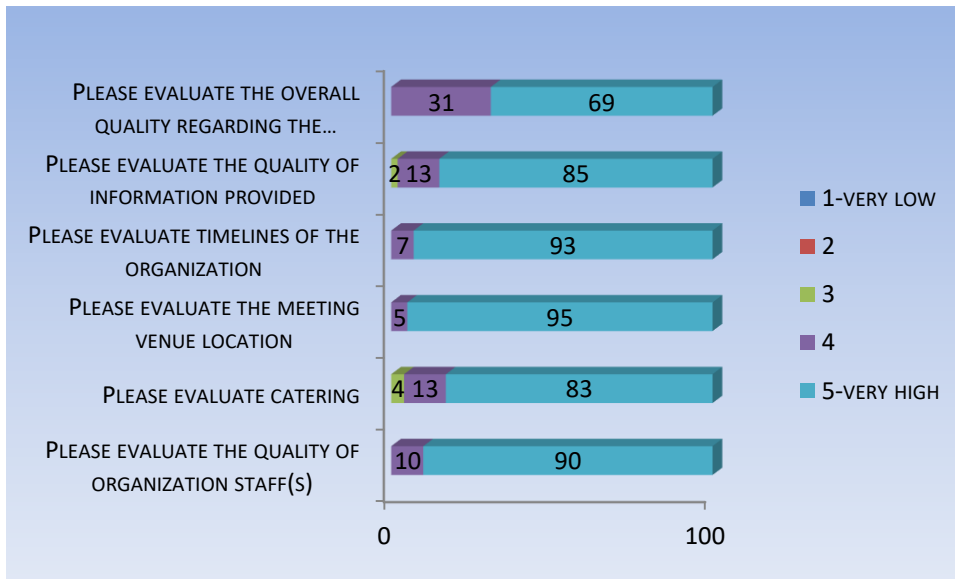
No.	Meeting	Date	Place	No. of participants	Evaluation	No. of fulfilled forms
1	Study visit FINAC Meeting at the University of Split	19 - 21 June 2017	Split, Croatia	--	Yes	46

3. Event evaluation results

Based on the answers collected we made analysis of each event to the five particular different dimension of event realization. Results for each of them could be found in the graphs below.

3.1. Quality of the organization

GRAPH 1 QUALITY OF THE ORGANIZATION



The overall quality of the organization was rated mostly with 5 (very high) by 69% of the event participants, while 31% of the event participants rated quality of organization with 4 (high). After all, we can see this result as more than satisfying of organization that is specified in Graph 1.

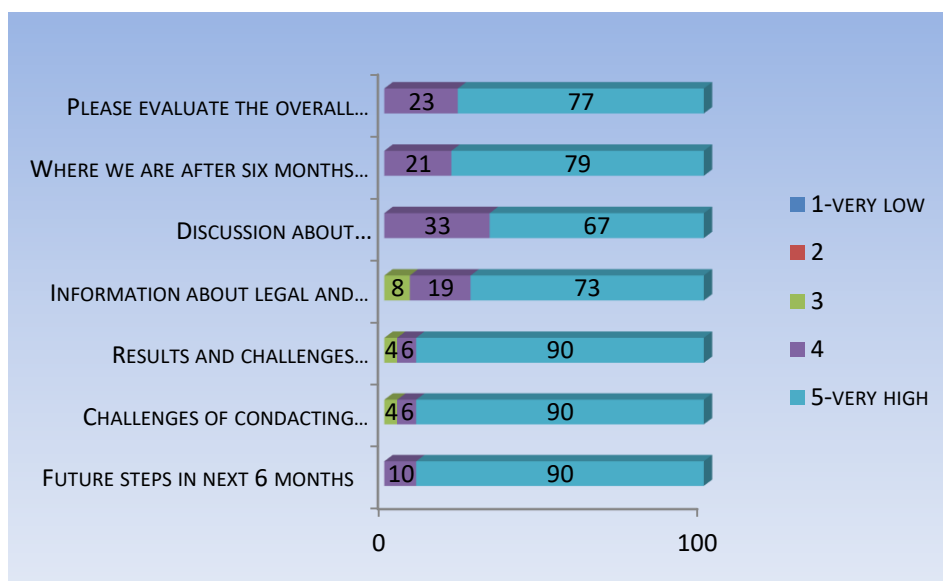
Nevertheless, the marks given for the Study visit FINAC Meeting shows that prevailing marks are 4 (high) and moreover dominantly 5 (very high) and this is an excellent result.

Also, there are some additional comments given in the free form are as follows: 'More time during the lunch'; 'There are no food for vegetarians and fruits in coffee break'; 'Excellent organisation and communication'; 'Good organized. Good speakers. Excellent location'; 'More information about project application proceeding'; 'Very kind organisers'.

3.2. Quality of presentations

The overall quality of the presentations was rated mostly with 5 (very high) by 77% of the event participants, while 23% of the event participants rated presentations with 4 (high). After all, we can see this result as more than satisfying for all presentations that are specified in Graph 2.

GRAPH 2 QUALITY OF THE PRESENTATIONS



In comments and suggestions, we asked participants five group of questions: a) which presentations were particularly good and/or helpful; 2) which presentations were not good and/or helpful; 3) where topics missing; 4) what topics you think we should consider or include; and 5) additional comments/suggestions. Answers are as follows.

1) Participants identified this presentations as good and/or helpful: 'Challenges presentation'; 'Sladana Benkovic'; 'Presentation about financial management qualification and structure in Albania'; 'Regulation public administration financing in Croatia'; 'Presentation of regional agency is more helpful'; 'Information about legal and financial issues'; 'Presentation financial management qualification and structure in Albania'; 'Presentation of Jelena Petrov'; 'Discussion about sustainability plan'; 'Legal and financial issues'; 'Challenges presentation'; 'EU and national funds in Croatia'; 'Presentation of Jelena Petrov'; 'Where we are after 6th month'; 'All presentation were good'; 'Regulation public administration in Croatia'; 'Sladana Benkovic'; 'Challenges presentation', 'Presentation of Jelena Petrov'; 'Regulation public administration in Croatia'; 'Challenges presentation'.

2) Participants indicated those presentations as not good and/or helpful: 'Tuesday afternoon'; 'Pitching research'; 'Tuesday afternoon'; 'Pitching research'; 'Challenges of public financing in Split-Dalmatia region'; 'Pitching research'; 'All are very helpful'; 'Pitching research'; 'Presentation that are not directly related to the project'; 'Pitching research'.

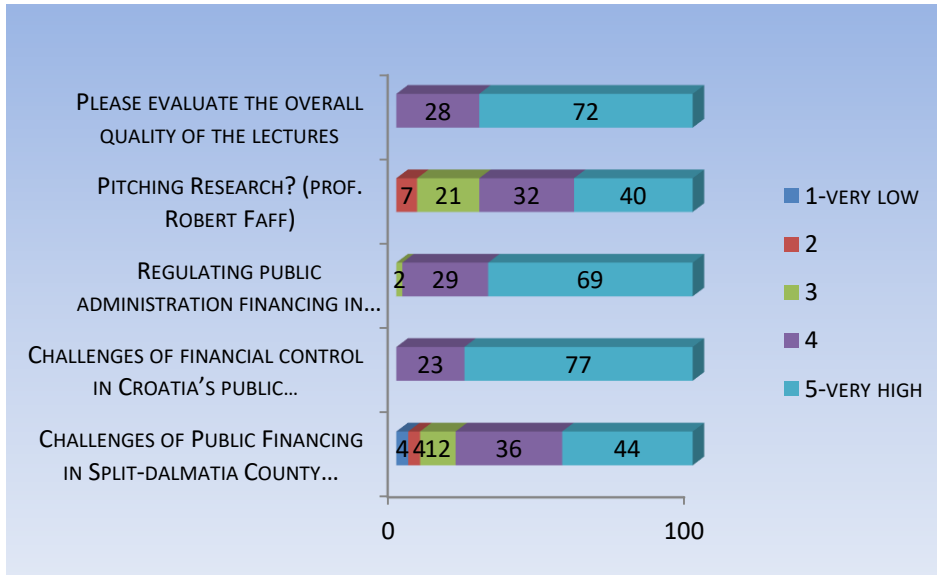
3) As missing topics participants answered as follows: 'More on auditing of public administration'; 'Examples-description of task performed and output produced'; 'Presentation that are directly related to the project'; 'Public financing'; 'More experience in implementing FINAC project'; 'Accounting and auditing'.

4) As topics that should be considered or included: 'Discussion about master programme in other countries'; 'Some topics about master programme in public administration'; 'Internal audit'; 'Public financing analyses'; 'More interactive'; 'Discussion about master programme in other countries'; 'Public policy, networking'; 'About other Erasmus project'.

5) There are no additional comments/suggestions.

Added answers are expressing individual perception of the project participants and showed that in the project consortium we have members with different level knowledge and experiences in EU projects and Erasmus+ projects.

GRAPH 3 QUALITY OF THE LECTURES

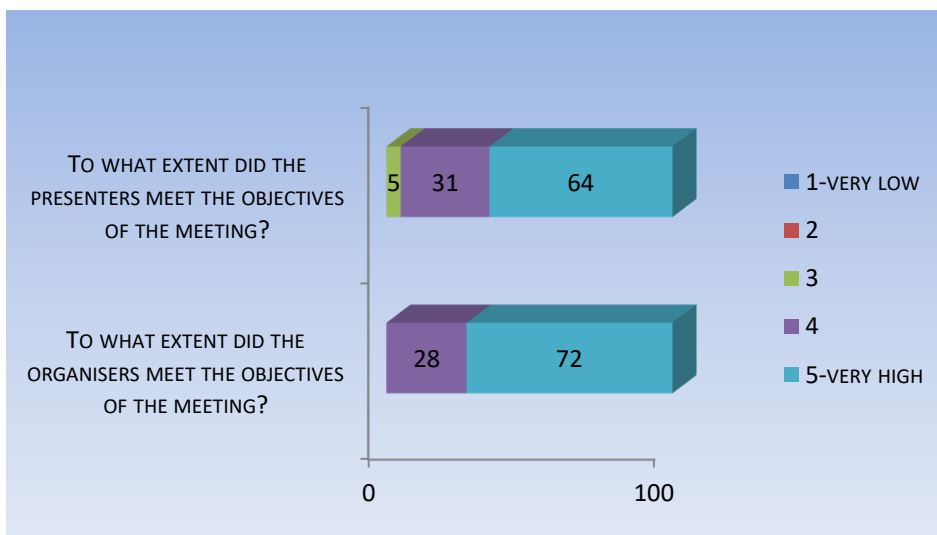


The overall quality of the lectures was rated mostly with 5 (very high) by 72% of the event participants, while 28% of the event participants rated lectures with 4 (high). After all, we can see this result as more than satisfying for all lectures that are showed in Graph 3.

Also, there are some additional comments given in the free form are as follows: 'Interesting topics and view'; Very interesting presentation, full of many interesting information'.

3.3. Quality of the objectives

GRAPH 4 QUALITY OF THE OBJECTIVES

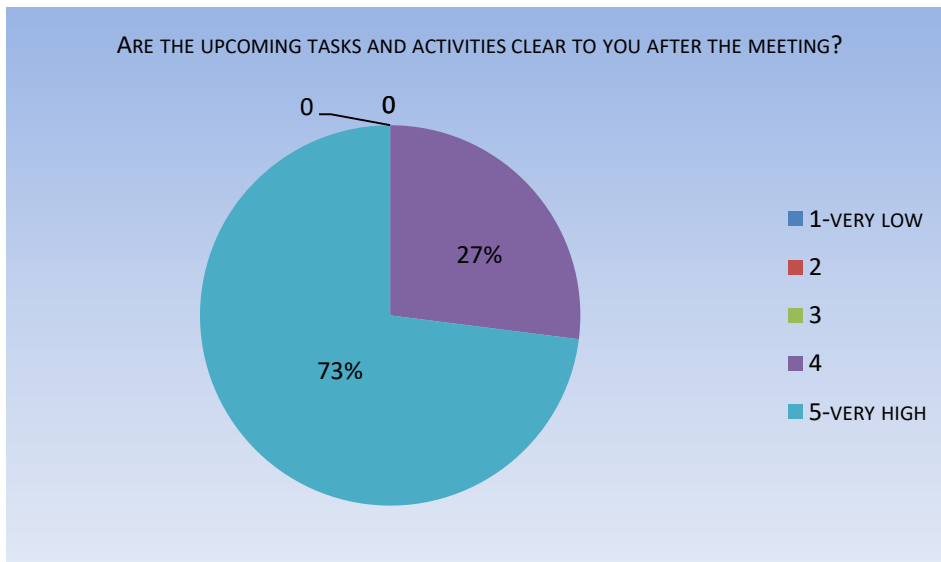


Quality of objectives has been explored through two questions: 1) To what extent did the presenters meet the objectives of the meeting, and this question was rated dominantly with 5 (very high) by 64% of meeting participants, with 4 (high) by 31% of participants and with 3 (good) by 5% of participants; and 2) To what extent did the organizers meet the meeting objectives, and was rated with 5 (very high) by 72% of participants and with 4 (high) by 28% of participants. This results showed a high satisfactory level and high devotion for objectives from the all meeting participants.

As an additional comment/suggestion two participants wrote: 'Good level of interaction between presenter and audience'; 'Very well organized'.

3.4. Tasks and activities

GRAPH 5 TASKS AND ACTIVITIES

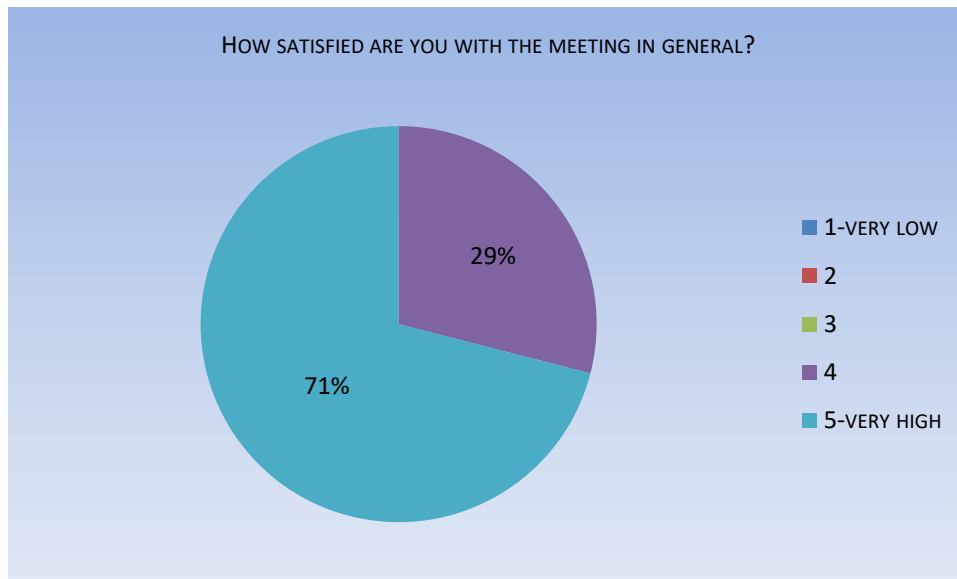


According to the collected answers it is obvious that most of the participants 73% showed 5 (very high) understanding of the upcoming tasks and the activities, and small portion of the participants 27% expressed 4 (high) understanding of the upcoming tasks and activities. Presented results are more than satisfying.

For this question there are no additional comments/suggestions.

3.5. Overall satisfaction

GRAPH 6 OVERALL SATISFACTION



According to the collected answers it is obvious that most of the participants 71% showed 5 (very high) satisfactions with the meeting in general, and small portion of the participants 29% expressed 4 (high) satisfactions with the meeting in general. Presented results are more than satisfying.

Some additional comments/suggestions are as follows: 'Absolutely satisfied'; 'Perfect'; 'Dinner in the school centre'; 'Dinner very bad organized'.

Other comments/suggestions are: 'Project leader should have been more in the amphitheatre'.

4. Summary

The evaluation of the *Erasmus+ FINAC* project given in this report was based on the evidence on the activities conducted and analysed data related to quality of activities and overall of Study visit FINAC Meeting Split, rated by all the participants.

The overall picture shows that the quality of Study visit FINAC Meeting Split organization and activities is located at the level of high or very high out of grades defined from: 1 (very low) to 5 (very high) which is the result we can be absolutely satisfied with.

The evaluation shows that event participants rated organization of this event mostly with high and very high in terms of the quality of organization, venue, objectives, task and activities, and usefulness of presentations and discussions.

According to the all results presented in in this report it is obvious that overall satisfaction of Study visit FINAC Meeting Split was organized at an excellent level, what need to be continued in upcoming events and years of the project.

Ivana Bilić & Marko Čular
University of Split
Split, July 10, 2017

Annex 1. Event attendance list

No.	First and last name	Organization	Signature	Permission² signature	E-mail address
1.					
2.					
3.					
4.					
5.					
6.					
7.					
8.					
9.					
10.					

²I confirm with my signature that project organizers and project partners are allowed to use event photos for project promotion activities

Annex 2. Evaluation form: Study visit FINAC Meeting in Split, Croatia

Event: Study visit, **Venue:**University of Split, Faculty of Economics, Cvite Fiskovića 5, Split, Croatia(ground floor, Room: Svečani amfiteatar) **Date:** June 19-21, 2017 **Partner responsible:** University of Split **Contact E-mail:**benkovicsladjana@gmail.com; ibilic@efst.hr

Dear Participant,

Thank you for attending this event. In our effort to improve an organization and the impact of these events we invite you to complete the following questionnaire. In most of the questions you will be asked to rate your satisfaction on a scale by ticking the appropriate answer. In all the questions you will be asked to describe your personal opinion in a few words and to give suggestions for the improvement of the following events.

We thank you in advance for your valuable contribution!

1. Quality of the organisation

a) Please evaluate the overall quality regarding the organisation of the meeting	Very low	1	2	3	4	5	Very high
b) Please evaluate the quality of information provided		1	2	3	4	5	
c) Please evaluate timelines of the organization		1	2	3	4	5	
d) Please evaluate the meeting venue location		1	2	3	4	5	
e) Please evaluate catering		1	2	3	4	5	
f) Please evaluate the quality of organization staff(s)		1	2	3	4	5	

Additional comments/suggestions:

2. Quality of the presentations prepared by project team and lectures

2.1. Please evaluate the overall quality of the presentations Very low 1 2 3 4 5 Very high

2.1.1. Please evaluate the quality of each presentation prepared by project team	Very low	1	2	3	4	5	Very high
a) Where we are after six months of project duration?		1	2	3	4	5	
b) Discussion about Dissemination and sustainability plan		1	2	3	4	5	
c) Information about legal and financial issues		1	2	3	4	5	
d) Results and challenges regarding financial management knowledge & qualification structure employees in Albania & Serbia							
e) Challenges of conducting research regarding financial management knowledge & qualifications structure employees in Albania (WP.1.)							
f) Future steps in next 6 months							

Please indicate which presentations were particularly good and/or helpful

Please indicate which presentations were not good and/or helpful:

Were topics missing:

What topics you think we should consider or include:

Additional comments/suggestions:

2.2. Please evaluate the overall quality of the lectures Very low 1 2 3 4 5 Very high

2.2.1. Please evaluate the quality of each lecture

	Very low	1	2	3	4	5	Very high
a) Pitching Research? (prof. Robert Faff)		1	2	3	4	5	
b) Regulating public administration financing in Croatia (Jelena Petrov, RERA – Regional Agency)		1	2	3	4	5	
c) Challenges of financial control in Croatia’s public administration (Jelena Petrov, RERA – Regional Agency)		1	2	3	4	5	
d) Challenges of Public Financing in Split-dalmatia County (Krešimir Budiša – UNIST, UNY Consulting)							

Additional comments/suggestions:

3. Objectives

a) To what extent did the organisers meet the objectives of the meeting? **Very low 1 2 3 4 5 Very high**

b) To what extent did the presenters meet the objectives of the meeting? **Very low 1 2 3 4 5 Very high**

Additional comments/suggestions:

4. Tasks and activities

a) Are the upcoming tasks and activities clear to you after the meeting? **Very low 1 2 3 4 5 Very high**

Additional comments/suggestions:

5. Overall satisfaction

a) How satisfied are you with the meeting in general? **Very low 1 2 3 4 5 Very high**

Additional comments/suggestions:

Any further comments/suggestions:
